

INL-T

RECEIVED

2020 APR 15 AM 10:48

ANNUAL REPORT

IDAHO PUBLIC
UTILITIES COMMISSION

OF

INLAND TELEPHONE COMPANY

NAME

103 South Second Street
Roslyn, Washington 98941

ADDRESS

TO THE

IDAHO PUBLIC

UTILITIES COMMISSION

FOR THE

YEAR ENDED 2019

**ANNUAL REPORT OF SMALL TELEPHONE COMPANIES TO
THE IDAHO PUBLIC UTILITIES COMMISSION
FOR THE YEAR ENDING DECEMBER 31, 2019**

COMPANY INFORMATION

Exact name of utility: Inland Telephone Company

Address of principal office: 103 South Second Street, Roslyn, Washington 98941

Telephone Number (509) 649-2211

Cities or towns served: Colton, Dewatto, Prescott, Roslyn, Ronald, & Uniontown, Washington & Gifford, Leon & Lenore, Idaho

Name and title of officer having custody of the general corporate books of account:
James K. Brooks, Treasurer

Address of office where corporate books are kept and phone number: Same as principal office

Organized under the laws of the State of: Washington

Date of organization: 07/02/63

Form of organization (proprietorship, association, corporation): Corporation

If a Subchapter S Corporation, please specify: N/A

Name and address of controlling company, if an Western Elite Incorporated Services, P.O. Box 687, Roslyn, Washington 98941

Names of affiliated companies. Give address and description of business:
(1) R & R Cable Co., P.O. Box 610, Roslyn, WA 98941-cable television company,
(2) Inland Long Distance Telephone Company, P.O. Box 904, Roslyn, WA 98941-long distance resale,
(3) Newport Hills Land Co., Inc., P.O. Box 687, Roslyn, WA-land company,
(4) Easton Ridge Land Co., Inc., P.O. Box 687, Roslyn, WA-land company, (5) R & R Heights Land Co., Inc., P.O. Box 687, Roslyn, WA-land company, (6) Moses Lake Views Land Co., Inc., P.O. Box 687, Roslyn, WA-land company, (7) Central Cascade Land Co., Inc. P.O. Box 687, Roslyn, WA 98941-land company

OFFICERS

Report below the title, name and office address of each general officer of the utility at the end of the year. If there were any changes during the year, show the name, title, and address of the previous officer and the date of change.

Title	Name	Address
President	Douglas W. Weis	P.O. Box 171, Roslyn, Washington 98941
Vice President	Jerred R. Weis	P.O. Box 171, Roslyn, Washington 98941
Secretary	Gregory A. Maras	P.O. Box 171, Roslyn, Washington 98941
Treasurer	James K. Brooks	P.O. Box 171, Roslyn, Washington 98941
Assistant Secretary	Jessica A. Berry	P.O. Box 171, Roslyn, Washington 98941

DIRECTORS

List the name of each person who was a member of the Board of Directors at any given time during the year: (Fees related to meetings only.)

Name and Address	Term Expired or Current Term	Meetings Attended This year	Fees Paid
Douglas W. Weis	Continuous	1	None
Gregory A. Maras	Continuous	1	None
James K. Brooks	Continuous	1	None
Justin D. Weis	Continuous	1	None
Jerred R. Weis	Continuous	1	None
Nolan W. Weis	Continuous	1	None

Name of Chairman of the Board: N/A

Name of Secretary (or Clerk) of Board: Gregory A. Maras

Number of Meetings of the Board during the year: 1

MANAGERS

List the name of each person who performed management duties for the Company during the year, and the total wages and bonuses paid to those persons: (Do not include Director fees in these amounts.)

Name	Title	Wages and Bonuses Paid
Douglas W. Weis	President	
Gregory A. Maras	Secretary	
James K. Brooks	Treasurer/Controller	

BALANCE SHEET
Assets and Other Debits

Title of Account	Balance Beginning of Year	Balance at End of Year	Increase or (Decrease)
Current Assets			
1120 Cash and Equivalents			
1130 Cash	1,616,790	928,888	(687,902)
1140 Special Cash Deposits			
1150 Working Cash Advances	2,400	2,100	(300)
1160 Temporary Investments			0
1180 Telecommunications Accts. Receivable	98,870	98,874	4
1181 Accts. Rec. Allow. -Telecommunications	(10,000)	(10,000)	0
1190 Other Accounts Receivable	2,552,381	2,910,339	357,958
1191 Accounts Receivable Allow. - Other			
1200 Notes Receivable			
1201 Notes Receivable Allowance			
1210 Interest & Dividends Receivable			
1220 Material and Supplies	266,912	282,212	15,300
1280 Prepayments	128,855	121,457	(7,398)
1290 Prepaid Rents			
1300 Prepaid Taxes			
1310 Prepaid Insurance			
1320 Prepaid Directory Expenses			
1330 Other Prepayments			
1350 Other Current Assets			
Noncurrent Assets			
1401 Investment in Affiliated Companies			
1402 Investment in Nonaffiliated Companies	88,269	98,699	10,430
1406 Nonregulated Investments	1,593,896	1,775,831	181,935
1407 Unamortized Debt Issuance Expense			
1408 Sinking Funds			
1410 Other Noncurrent Assets	181,783	189,999	8,216
1438 Deferred Maintenance & Retirements			
1439 Deferred Charges			
1500 Other Jurisdiction Assets - Net			
Property, Plant and Equipment			
2001 Telecommunications Plants in Service	34,816,371	34,950,329	133,958
2002 Prop. Held for Future Telecom. Use	590,472	590,472	0
2003 Telecom. Plant under Constr. - Short Term	162,313	726,286	563,973
2004 Telecom. Plant under Constr. - Long Term			
2005 Telecom. Plant Adjustment			
2006 Nonoperating Plant			
2007 Goodwill			
Depreciation and Amortization Accounts			
3100 Accumulated Depreciated	17,262,051	18,422,836	1,160,785
3200 Accum. Depre. - Held for Future Use	589,675	590,290	615
3300 Accumulated Depreciation - Nonoperating			
3400 Accumulated Amortization - Tangible			
3410 Accum. Amort. - Capitalized Leases			
3420 Accum. Amort. - Leasehold Improvements	1,357	1,492	135
3500 Accumulated Amortization - Intangible	684	0	(684)
3600 Accumulated Amortization - Other			
TOTAL ASSETS	24,235,545	23,650,868	(584,677)

BALANCE SHEET
Liabilities & Stockholders' Equity

Title of Account	Balance Beginning of Year	Balance at End of Year	Increase or (Decrease)
Current Liabilities			
4010 Accounts Payable	172,199	154,378	(17,821)
4020 Notes Payable			
4030 Advance Billings and Payments			
4040 Customer Deposits	2,504	2,198	(306)
4050 Current Maturities - Long -Term Debt	1,104,721	1,123,525	18,804
4060 Current Maturities - Capital leases			0
4070 Income Taxes - Accrued			0
4080 Other Taxes - Accrued	80,191	66,468	(13,723)
4100 Net Current Defer. Oper. Income Taxes			0
4110 Net Current Defer. Nonoper. Income Taxes			
4120 Other Accrued Liabilities	589,929	596,190	6,261
4130 Other Current Liabilities	9,225	8,625	(600)
Long-Term Debt			
4210 Funded Debt	12,223,320	11,099,556	(1,123,764)
4220 Premium on Long-Term Debt			
4230 Discount on Long-Term Debt			
4240 Recquired Debt			
4250 Obligations Under Capital Leases			
4260 Advances from Affiliated Companies			
4270 Other Long-Term Debt			
Other Liabilities & Deferred Credits			
4310 Other Long-Term Liabilities			
4320 Unamort. Oper. Invest. Tax Credits - Net			
4330 Unamort. Nonoper. Invest. Tax Credits - Net			
4340 Net Noncurrent Defer. Oper. Income Taxes	1,970,370	1,988,342	17,972
4350 Net Noncur. Defer. Nonoper. Income Taxes			
4360 Other Deferred Credits			0
4370 Other Juris. Liab. & Def. Credits - Net			
Stockholders' Equity			
4510 Capital Stock	93,150	93,150	0
4520 Additional Paid-In Capital	7,175	7,175	0
4530 Treasury Stock			
4540 Other Capital			
4550 Retained Earnings	7,982,761	8,511,261	528,500
TOTAL LIAB. & OTHER CREDITS	24,235,545	23,650,868	(584,677)

ANALYSIS OF TELECOMMUNICATIONS PLANT IN SERVICE

TOTAL Company Basis

	Balance Beginning of Year	Additions During year	Plant Retired or Sold	Transfers and Adjustments	Balance End of Year
Analysis of Telecommunications Plant in Service					
2111 Land	676,895				518,372
2112 Motor Vehicles	1,178,870	143,935	170,143	(158,523)	1,142,335
2113 Aircraft	0			(10,327)	0
2114 Special Purpose Vehicles	0				0
2115 Garage Work Equipment	25,295				25,295
2116 Other Work Equipment	1,111,472	18,000	4,344		1,125,128
2121 Buildings	2,406,443	94,722			2,501,165
2122 Furniture	189,989				189,989
2123 Office Equipment	284,581	3,433	8,542		279,472
2124 General Purpose Computers	394,421				394,421
2211 Analog Electronic Switching	0				0
2212 Digital Electronic Switching	2,257,974	12,274	21,376		2,248,872
2215 Electro-Mechanical Switching	0				0
2220 Operator Systems	0				0
2231 Radio Systems	0				0
2232 Circuit Equipment	0				0
2311 Station Apparatus	5,133,774	262,004	103,034		5,292,744
2321 Customer Premises Wiring	0				0
2341 Large Private Branch Exchanges	0				0
2351 Public Telephone Terminal Equipment	0				0
2362 Other Terminal Equipment	0				0
2411 Poles	0				0
2421 Aerial Cable	60,105				60,105
2422 Underground Cable	706,783				706,783
2423 Buried Cable	0				0
2424 Submarine Cable	20,372,348	76,563			20,448,911
2426 Intra-building Network Cable	0				0
2431 Aerial Wire	0				0
2441 Conduit Systems	5,421				5,421
2681 Capital Leases	0				0
2682 Leasehold Improvements	8,609		684		7,925
2690 Intangibles	3,391				3,391
TOTAL PLANT ACCOUNTS	34,816,371	610,931	308,123	(168,850)	34,950,329

ANALYSIS OF TELECOMMUNICATIONS PLANT ACCOUNTS
IDAHO Operations Only

Analysis of Telecommunications Plant in Service		Balance Beginning of Year	Additions During year	Plant Retired or Sold	Transfers and Adjustments	Balance End of Year
2111	Land	29,915				29,915
2112	Motor Vehicles	0				0
2113	Aircraft	0				0
2114	Special Purpose Vehicles	0				0
2115	Garage Work Equipment	0				0
2116	Other Work Equipment	13,119				13,119
2121	Buildings	125,906				125,906
2122	Furniture	0				0
2123	Office Equipment	63				63
2124	General Purpose Computers	0				0
2211	Analog Electronic Switching	0				0
2212	Digital Electronic Switching	316,630		3,333		313,297
2215	Electro-Mechanical Switching	0				0
2220	Operator Systems	0				0
2231	Radio Systems	0				0
2232	Circuit Equipment	615,856				615,856
2311	Station Apparatus	0				0
2321	Customer Premises Wiring	0				0
2341	Large Private Branch Exchanges	0				0
2351	Public Telephone Terminal Equipment	0				0
2362	Other Terminal Equipment	0				0
2411	Poles	23,119				23,119
2421	Aerial Cable	29,531				29,531
2422	Underground Cable	0				0
2423	Buried Cable	2,602,173				2,602,173
2424	Submarine Cable	0				0
2426	Intrabuilding Network Cable	0				0
2431	Aerial Wire	4,821				4,821
2441	Conduit Systems	0				0
2681	Capital Leases	0				0
2682	Leasehold Improvements	0				0
2690	Intangibles	4,764				4,764
TOTAL PLANT ACCOUNTS		3,765,897	0	3,333	0	3,762,564

ANALYSIS OF ENTRIES IN ACCUMULATED DEPRECIATION
Account 3100

TOTAL Company Basis

	Balance Beginning of Year	Depreciation Rate*	Credits During Year	Retirements and Adjustments	Balance End of Year
Analysis of Entries in Accumulated Depreciation					
2112 Motor Vehicles	1,032,307	12.50	53,988	(168,226)	918,069
2113 Aircraft	0				0
2114 Special Purpose Vehicles	0				0
2115 Garage Work Equipment	25,295	12.50			25,295
2116 Other Work Equipment	1,034,149	12.50	30,936	(4,344)	1,060,741
2121 Buildings	1,659,104	2.50	64,362		1,723,466
2122 Furniture	188,191	15.00	863		189,054
2123 Office Equipment	203,331	5.00	27,586	(8,542)	222,375
2124 General Purpose Computers	380,778	25.00	8,427		389,205
2211 Analog Electronic Switching	0				0
2212 Digital Electronic Switching	827,883	9.00	192,775	(21,376)	999,282
2215 Electro-Mechanical Switching	0				0
2220 Operator Systems	0				0
2231 Radio Systems	0				0
2232 Circuit Equipment	2,473,605	11.19	338,847	(103,034)	2,709,418
2311 Station Apparatus	0				0
2321 Customer Premises Wiring	0				0
2341 Large Private Branch Exchanges	0				0
2351 Public Telephone Terminal Equipment	0				0
2362 Other Terminal Equipment	0				0
2411 Poles	39,101	5.00	1,077		40,178
2421 Aerial Cable	184,023	4.00	34,925		218,948
2422 Underground Cable	0				0
2423 Buried Cable	9,208,863	4.00	712,521		9,921,384
2424 Submarine Cable	0				0
2426 Intra-building Network Cable	0				0
2431 Aerial Wire	5,421	8.00			5,421
2441 Conduit Systems	0				0
TOTAL	17,262,051		1,466,307	(305,522)	18,422,836

*Please list individual depreciation rate for each account.

sdddd

ANALYSIS OF ENTRIES IN ACCUMULATED DEPRECIATION
Account 3100

IDAHO Operations Only

	Balance Beginning of Year	Depreciation Rate*	Credits During Year	Retirements and Adjustments	Balance End of Year
Analysis of Entries in Accumulated Depreciation					
2112 Motor Vehicles	0	12.50			0
2113 Aircraft	0				0
2114 Special Purpose Vehicles	0				0
2115 Garage Work Equipment	0	12.50			0
2116 Other Work Equipment	13,119	12.50			13,119
2121 Buildings	88,865	2.50	3,148		92,013
2122 Furniture	0	15.00			0
2123 Office Equipment	63	5.00			63
2124 General Purpose Computers	0	25.00			0
2211 Analog Electronic Switching	0				0
2212 Digital Electronic Switching	123,931	9.00	28,347	(3,333)	148,945
2215 Electro-Mechanical Switching	0				0
2220 Operator Systems	0				0
2231 Radio Systems	0				0
2232 Circuit Equipment	267,561	11.19	38,676		306,237
2311 Station Apparatus	0				0
2321 Customer Premises Wiring	0				0
2341 Large Private Branch Exchanges	0				0
2351 Public Telephone Terminal Equipment	0				0
2362 Other Terminal Equipment	0				0
2411 Poles	2,116	5.00	1,077		3,193
2421 Aerial Cable	22,096	4.00	1,181		23,277
2422 Underground Cable	0				0
2423 Buried Cable	2,055,877	4.00	38,502		2,094,379
2424 Submarine Cable	0				0
2426 Intrabuilding Network Cable	0				0
2431 Aerial Wire	4,821	8.00			4,821
2441 Conduit Systems	0				0
TOTAL	2,578,449		110,931	(3,333)	2,686,047

* Please list individual depreciation rate for each account.

INVESTMENTS

Report below the investments in Accounts 1401, 1402 and 1406. Identify each investment as to the account in which included. Minor amounts in Account 1406 may be grouped by classes.

<u>Description</u>	<u>Date Acquired</u>	<u>Book Cost of Investments Disposed of This year</u>	<u>Book Cost of Investments Held at End of Year</u>
1402-MCI	2005		51,796
1406-CPE/Bldgs/Vehicles/ Internet Equipment	Various		1,775,831
Rural Telephone Finance Cooperative Capital Certificates			46,903
Totals		<u>0</u>	<u>1,874,530</u>

RECEIVABLES

Itemize amounts show in Accounts 1180, 1190 and 1200. For notes receivable list each note separately and include the maturity date and interest rate. Minor amounts in Account 1210 may be combined.

<u>Name of Company</u>	<u>Amount at End of Year</u>	
	<u>Notes Receivable</u>	<u>Accounts Receivable</u>
1180-Due From Customers		98,874
1190-Other A/R-Interexchange Carriers & Exchange Carrier Association		638,459
1190-Other A/R-Affiliated Companies		2,253,668
1190-Other A/R		18,172
4070.1 Income Taxes		40
Totals		<u>3,009,213</u>

NOTES PAYABLE

For Notes Payable, list each note separately and include the maturity date and interest rate.

<u>Name of Creditor</u>	<u>Date of Note</u>	<u>Interest Rate</u>	<u>Due Date</u>	<u>Face Amount</u>
_____	_____	_____	_____	_____
_____	_____	_____	_____	_____
_____	_____	_____	_____	_____
_____	_____	_____	_____	_____
_____	_____	_____	_____	_____
_____	_____	_____	_____	_____
_____	_____	_____	_____	_____
_____	_____	_____	_____	_____
Totals				<u><u>0</u></u>

ACCOUNTS PAYABLE

Report below all Accounts Payable amounting to more than \$100.00

<u>Name of Creditor</u>	<u>Amount</u>
Trade Payables	154,378
_____	_____
_____	_____
_____	_____
_____	_____
_____	_____
_____	_____
_____	_____
_____	_____
Totals	<u><u>154,378</u></u>

LONG - TERM DEBT

Accounts 4210, 4240, 4250, 4260, 4270 and 4310

List the required data for each obligation included in these accounts, grouping them by account number and showing totals for each account. If any obligations mature serially or otherwise at various dates, give particulars in a note.

<u>Class & Series of Obligation</u>	<u>Date of Issue</u>	<u>Date of Maturity</u>	<u>Fact Amount Authorized</u>	<u>Outstanding Year-End</u>	<u>Premium/ Discount</u>		<u>Interest for year</u>	
					<u>Total</u>	<u>Year Amortized</u>		<u>Rate</u>
RUS 12140	Oct. 1979	Jan. 2021	224,000	9,739	1	1	5%	897
FTB H0010	Oct. 2011	Dec. 2029	541,768	350,888	1	1	1.702%	6,775
FTB H0015	Jul. 2013	Dec. 2029	1,353,507	895,832	1	1	2.468%	24,495
FTB F0020	Nov. 2013	Dec. 2029	394,618	261,897	1	1	2.681%	7,745
FTB F0025	Dec. 2013	Dec. 2029	687,773	466,325	1	1	2.894%	14,828
FTB F0030	Feb. 2014	Dec. 2029	2,025,086	1,381,351	1	1	2.649%	40,385
FTB H0035	July, 2014	Dec. 2029	515,027	358,686	1	1	2.422%	9,635
FTB F0040	Dec. 2014	Dec. 2029	1,346,993	945,246	1	1	2.078%	21,984
FTB F0045	April 2015	Dec. 2029	534,597	383,799	1	1	1.856%	8,032
FTB F0050	June 2015	Dec. 2029	1,686,575	1,220,513	1	1	2.157%	29,397
FTB F0055	Sep 2015	Dec. 2029	1,157,780	847,772	1	1	2.069%	19,637
FTB F0060	Feb. 2016	Dec. 2029	1,258,210	942,913	1	1	1.655%	17,741
FTB F0065	May 2016	Dec. 2029	1,422,510	1,085,225	1	1	1.744%	21,434
FTB F0070	Jul. 2015	Dec. 2029	512,041	394,239	1	1	1.260%	5,778
FTB F0075	Oct. 2016	Dec. 2029	3,406,913	2,682,968	1	1	1.628%	49,718
CUSHION OF CREDIT				(4,312)				(209)
			17,067,398	12,223,081				278,272

CAPITAL STOCK

Report below the particulars called for concerning common and preferred stock at end of year, designating separate series of any general class. Show totals separately for common and preferred.

For each class of preferred stock, show the dividend rate and whether dividends are cumulative or noncumulative.

Show details in a footnote of capital stock sold during the year. Include number of shares, consideration received, premium or discount, and expenses incurred.

<u>Class & Series of Stock</u>	<u>Number of Shares Authorized</u>	<u>Par Value per Share</u>	<u>Outstanding per Balance Sheet</u>	
			<u>Shares</u>	<u>Amount</u>
Common Stock	10,000	10	9,315	93,150

INCOME & RETAINED EARNINGS STATEMENT

Item	Total Company	Idaho Only
Total Operating Income (from page 15)	6,090,589	1,074,120
Total Operating Expenses (from page 17)	5,298,413	640,636
7100 Other Operating Income and Expense		
7210 Operating Investment Tax Credits-Net		
7220 Operating Federal Income Taxes		
7230 Operating State and Local Income Taxes	271,416	28,610
7240 Operating Other Taxes	0	0
7250 Provision for Deferred Operating Income Taxes-Net	175,842	1,004
7200 Operating Taxes (Total)	447,258	29,614
7310 Dividend Income	2,679	252
7320 Interest Income	2,574	0
7330 Income from Sinking and Other Funds		
7340 Allowance for Funds Used During Construction	6,901	5,862
7350 Gains/Losses from the Disposition of Certain Property	30,574	0
7360 Other Nonoperating Income	12,175	1,144
7370 Special Charges	(82,834)	(7,786)
7300 Nonoperating Income and Expense	(27,931)	(528)
7410 Nonoperating Investment Tax Credits-Net		
7420 Nonoperating Federal Income Taxes		
7430 Nonoperating State and Local Income Taxes		
7440 Nonoperating Other Taxes		
7450 Provision for Deferred Nonoperating Income Taxes-Net	(2,820)	0
7400 Nonoperating Taxes	(2,820)	0
7510 Interest on Funded Debt	278,272	12,361
7520 Interest Expense-Capital Leases		
7530 Amortization of Debt Issuance Expense		
7540 Other Interest Deductions	944	122
7500 Interest and Related Items	279,216	12,483
7610 Extraordinary Income Credits		
7620 Extraordinary Income Charges		
7630 Current Income Tax Effect of Extraordinary Items-Net		
7640 Provision for Deferred Income Tax Effect of Extraordinary Items-Net		
7600 Extraordinary Items	0	0
7910 Income Effect of Jurisdictional Ratemaking Differences-Net		
7990 Nonregulated Net Income	481,909	(106,164)
AMOUNT TRANSFERRED TO RETAINED EARNINGS	522,500	284,695

OPERATING REVENUES

Item	Total Company	Idaho Only
Local Network Services Revenues		
5001 Basic Area Revenue	598,311	72,009
5002 Optional Extended Area Revenue		
5003 Cellular Mobile Revenue		
5004 Other Mobile Services Revenue		
5010 Public Telephone Revenue		
5040 Local Private Line Revenue	72	
5050 Customer Premises Revenue		
5060 Other Local Exchange Revenue	61,812	8,471
5069 Other Local Exchange Settlements		
Network Access Services Revenues		
5081 End User Revenue (SLC)	309,834	22,479
5082 Switched Access Revenue (Interstate)	3,277,337	865,807
5083 Special Access Revenue	1,194,856	68,279
5084 State Access Revenue (Intrastate)	582,045	31,452
Long Distance Network Services Revenues		
5100 Long Distance Message Revenue - All	8	(10)
Miscellaneous Revenues		
5230 Directory Revenue	7,410	946
5240 Rent Revenue	35,947	0
5250 Corporate Operations Revenue		
5261 Special Billing Arrangements Revenue		
5262 Customer Operations Revenue	29,806	1,499
5263 Plant Operations Revenue		
5264 Other Incidental Regulated Revenue	850	0
5269 Other Revenue Settlements		
5270 Carrier Billing & Collection Revenue	26,978	3,171
Uncollectible Revenues		
5301 Uncollectible Revenue - Telecommunications	34,677	(17)
5302 Uncollectible Revenue - Other		
TOTAL OPERATING REVENUES	6,090,589	1,074,120

Please identify the following revenues:

NECA USF \$ 778,890 To what account were they booked?
A/C 5082.135-Interstate Switched Access Revenue-USF (Idaho only)

State USF \$ 27,604 To what account were they booked?
A/C 5084.120-Intrastate Switched Access Revenue-USF (Idaho only)

OPERATING REVENUES

Item	Total Company	Idaho Only
Plant Specific Operations Expense		
6110 Network Support Expenses		
6112 Motor Vehicle Expense	619	73
6113 Aircraft Expense		
6114 Special Purpose Vehicles Expense		
6115 Garage Work Equipment Expense	21,018	2,459
6116 Other Work Equipment Expense	643	75
6120 General Support Expenses		
6121 Land and Building Expenses	348,184	10,188
6122 Furniture and Artworks Expense	1,342	261
6123 Office Equipment Expense	62,557	12,141
6124 General Purpose Computers Expense	105,741	20,521
6210 Central Office Switching Expenses	296,987	34,535
6211 Analog Electronic Expense		
6212 Digital Electronic Expense		
6215 Electro-Mechanical Expense		
6220 Operators System Expense		
6230 Central Office Transmission Expenses	332,349	29,108
6231 Radio Systems Expense		
6232 Circuit Equipment Expense		
6310 Information Origination/Termination Expense		
6311 Station Apparatus Expense		
6341 Large Private Branch Exchange Expense		
6351 Public Telephone Terminal Equipment Expense		
6362 Other Terminal Equipment Expense		
6410 Cable and Wire Facilities Expenses		
6411 Pole Expense	19,877	7,646
6421 Aerial Cable Expense	40,104	28,508
6422 Underground Cable Expense	553,946	117,243
6423 Buried Cable Expense		
6424 Submarine Cable Expense		
6425 Deep Sea Cable Expense		
6426 Intrabuilding Network Cable Expense		
6431 Aerial Wire Expense		
6441 Conduit Systems Expense		
TOTAL PLANT SPECIFIC OPERATIONS EXPENSE	1,783,367	262,758

OPERATING REVENUES

Item	Total Company	Idaho Only
Plant Nonspecific Operations Expense		
6510 Other Property/Plant/Equipment Expenses		
6511 Property Held for Future Telecomm. Use Expenses		
6512 Provisioning Expense	1,522	305
6530 Network Operations Expense		
6531 Power Expense	34,142	3,869
6532 Network Administration Expense	131,482	26,354
6533 Testing Expense	22,377	4,485
6534 Plant Operations Administration Expense	108,263	21,700
6535 Engineering Expense	13	3
6540 Access Expense	214,705	14,032
6560 Depreciation and Amortization Expenses		
6561 Depreciation Expense-Telecom. Plant in Service	1,466,307	110,931
6562 Depreciation Expense-Property Held for Future Use	615	0
6563 Amortization Expense - Tangible		
6564 Amortization Expense - Intangible	136	0
6565 Amortization Expense - Other		
Total Plant Nonspecific Operations Expenses	1,979,562	181,679
Customer Operations Expense		
6610 Marketing	1,386	130
6611 Product Management		
6612 Sales		
6613 Product Advertising		
6620 Services		
6621 Call Completion Services		
6622 Number Services	8,408	790
6623 Customer Services	642,494	60,388
Total Customer Operations Expense	652,288	61,308
Corporate Operations Expense		
6710 Executive and Planning	211,113	32,243
6711 Executive		
6712 Planning		
6720 General and Administrative		
6721 Accounting and Finance	410,641	62,717
6722 External Relations	4,206	642
6723 Human Resources	46,693	7,132
6724 Information Management		
6725 Legal	17,931	2,739
6726 Procurement		
6727 Research and Development		
6728 Other General and Administrative	192,612	29,418
6790 Provision for Uncollectible Notes Receivable		
Total Corporate Operations Expense	883,196	134,891
TOTAL OPERATING EXPENSES	5,298,413	640,636

CENTRAL OFFICE DATA
as of December 31, 2019 (unless otherwise indicated)

Name of Central Office: Leon, Idaho (shares Uniontown, Washington switch)
Prefix (es): (208)224

Central Office Switch _____ Metaswitch _____

Check all that apply:
Stand Alone X **Check one:** Electronic X
Host _____ Analog _____ Electro-Mechanical _____
Remote _____ Other: _____

Access Line Capacity
Design: 10,000
Installed/Equipped: 764
Access Lines in Use
Customer Lines: _____ 24
(Include Centrex, PAL, Semi-Pub.)
Public Telephone Lines _____ 0
Company Official Lines _____ 1
Company Test Lines _____ 2

Classification of Customer Access

	Residence			Business			Total Residence & Business
	Multi-Line 1-Party	Single Line 1-Party	Multi-Party	Centrex N.A.R.	Multi-Line 1-Party	Single Line 1-Party	
Beginning of Year	0	25	0	0	1	0	1
New Connects	0	0	0	0	0	0	0
Disconnects	0	2	0	0	0	0	2
End of Year	0	23	0	0	1	0	1
							26
							0
							2
							24

Foreign Exchange:

Dial Tone from this C.O.: _____ 0
Dial Tone from another C.O.: _____ 0
Directory Listings:
Number of Customers with Nonpublished or Nonlisted: _____ 2

Custom Calling:

Number of customers with at least one feature: _____ 15
Total number of features subscribed to: _____ 5

CENTRAL OFFICE DATA
as of December 31, 2019 (unless otherwise indicated)

Name of Central Office: Lenore, Idaho
Prefix (es): (208)836

Central Office Switch Type: Metaswitch

Check all that apply:
Stand Alone X **Check one:** Electronic X
Host _____ Analog _____ Electro-Mechanical _____
Remote _____ Other: _____

Access Line Capacity
Design: 10,000
Installed/Equipped: 0 **Access Lines in Use**
Customer Lines: 188
(Include Centrex, PAL, Semi-Pub.)
Public Telephone Lines 0
Company Official Lines 8
Company Test Lines 4

Classification of Customer Access

	Residence			Business			Total Residence & Business
	Multi-Line 1-Party	Single Line 1-Party	Multi-Party	Centrex N.A.R.	Multi-Line 1-Party	Single Line 1-Party	
Beginning of Year	0	191	0	0	9	8	17
New Connects	0	5	0	0	0	0	0
Disconnects	0	24	0	0	1	0	1
End of Year	0	172	0	0	8	8	16
							208
							5
							25
							188

Foreign Exchange:

Dial Tone from this C.O.: 0
Dial Tone from another C.O.: 0

Directory Listings:

Number of Customers with Nonpublished or Nonlisted: 19

Custom Calling:

Number of customers with at least one feature: 178
Total number of features subscribed to: 11
189

NUMBER OF CALLS COMPLETED BY CUSTOMERS DURING 2019

FOR THE YEAR ENDING DECEMBER	Local Exchange	Average # of Customer Lines in Use	Local Calls		Toll Calls Originated (Total of all Carriers)		
			Number (1000s)	Avg./ Line	Intrastate	Interstate	Total
1	Leon, Idaho	N/A	N/A	N/A	N/A	N/A	N/A
2	Lenore, Idaho	N/A	N/A	N/A	N/A	N/A	N/A
3							
4							
5							
6							
7							
8							
9							
10							
11							
12							
13							
14							
15							
16							
17							
18							

ANNUAL REPORT FOR SMALL TELEPHONE COMPANIES
YEAR ENDED DECEMBER 31, 2019

CUSTOMER RELATIONS RULES COMPLIANCE

Rule IDAPA 31.21.01.603
Rule IDAPA 31.41.01.105

Please provide copies of:

Summary of Customer Relations Rules for Telephone Corporations

Idaho Telephone Solicitation Act Notification

Method of Notification:

Mailed separately to customers	Yes _____	No <u> X </u>
Included in directory	Yes <u> X </u>	No _____
Date of notification	<u>December, 2018 through December, 2019</u>	
Alternate method of notification	<u>None</u>	

Rule IDAPA 31.41.01.403.02

Record of Complaints:

Number received by Company 7

Category of complaints (if known):

Deposit Disputes 0

Charges on Bill 5

Denial/Termination 1

Quality or Availability
of Service 0

Carrier Selection/Assignment 0

Miscellaneous 1

Rev 3/02

CERTIFICATE


FOR THE YEAR ENDING DECEMBER 31, 2019)
County of Kittitas) ss
)

WE, the undersigned Douglas W. Weis, President


and James K. Brooks, Treasurer

of the Inland Telephone Company utility,

on our oath do severally say that the foregoing return has been prepared under our direction, from the original books, papers, and records of said utility; that we have carefully examined same, and declare the same to be a correct statement of the business affairs of said utility for the period covered by the return in respect to each and every matter and thing therein set forth, to the best of our knowledge, information and belief.



President
Douglas W. Weis




Treasurer/Controller
James K. Brooks

Subscribed and Sworn to Before Me this 10 day of April, 2020



Notary Public
Pamela R. Nelson



My Commission expires Sept. 9, 2023